



COUNTENDER

80+

5 Part Differential
Blood Cell Counter



Features that rival any competitor!

The COUNTENDER 80 + is a must for all mid size labs !

The best CV's on the market !

The Best Five Part Differential Blood Cell Counter For Eosinophils And Platelets

SFRI COUNTENDER 80+ is a five part differential blood cell counter designed for the most demanding clinical laboratories. SFRI Countender 80+ provides the most accurate and consistent results on the market using a patented laser scatter technology for optimum differentiation of white blood cells.

SFRI COUNTENDER 80 + addresses the most demanding lab expectations regarding


Results accuracy

Results repeatability

Working through put (80 tests per hour)

Instrument handling : COUNTENDER 80 + is really very easy to use and very user friendly

Design : SFRI continuously pays attention to its design instrument range



Patented Laser Scatter technology

4 dimension optical scattering for WBC differential

Morphological analysis of leucocytes

Impedance technology for counting (WBC, RBC and PLT) and sizing (PLT and RBC)

The PLT/RBC channel features the patented "Von Behrens" silencer that eliminates RBC recirculation which interferes with low counts in conventional aperture designs

Parameters	Accuracy	Linearity	
WBC	< 1.5% @ 8,000/ μ L	0.1 to 99.9 103/ μ L	\pm 0.2 or \pm 2%
RBC	< 1.0% @ 5,000,000/ μ L	0.02 to 9.99 106/ μ L	\pm 0.05 or \pm 2%
HGB	< 1.0% @ 8,000/ μ L	0.0 to 30 g/dl	\pm 0.2 or \pm 2%
MCV	< 1.0% @ 90 fL	40 to 150 fL	\pm 0.2 or \pm 2%
PLTS	< 3.0% @ 250,000/ μ L	10 to 2000 103/ μ L	\pm 10 or \pm 5%

22 Parameters

80 tests/hour

High Accuracy Results

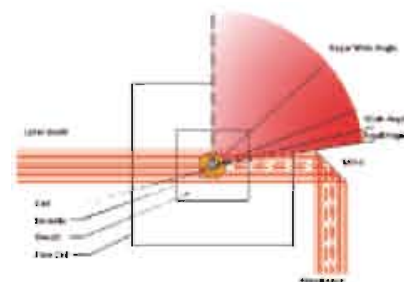
Laser Scatter Technology

Bar code reading and auto sampling provided (optional)

For greater patient safety (positive patient identification) and hassle free routine workloads for lab technicians, the bar code reading – together with the auto sampling process – allows for optimum time saving, daily efficiency and walk away operations.

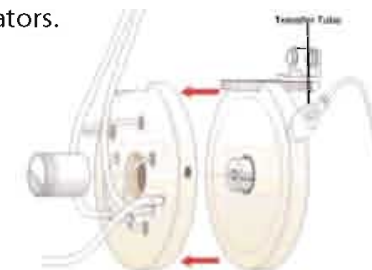
The Reading Process

The reading of blood cells is processed through an outstanding multi-angle optical scattering technology, enabling optimum differentiation and identification of abnormal samples.



Dilution System

The high precision ceramic shear valve, computer controlled diluent dispenser and automatic rinse inside/outside the sample probe, prevents carryover and reduces the risk of transmission of bloodborne pathogens to operators.



Technology

Impedance for WBC, RBC & Plts counting and sizing
LASER flow cytometry for WBC differentiation
Optical absorbance for haemoglobin

Specifications

Parameters	22 Parameters WBC, lym %&#, Mon %&#, Neutro %&#, Eosino %&#, Baso %&#. RBC, HGB, HCT, MCV, MCH, MCHC, RDW, PLTS, MPV, PCT, PDW
Throughput	80 tests per hour
Reagents	All reagents are barcoded (codes to be inserted manually or via bar code reader)

Type	Packaging
Diluent	20 L
Lyse	0.5 L
Enzymatic cleaner	10 L
Leucoprotective sheath	10 L

Controls 3 levels: Low, Normal, High

Quality Control	Assay files : 12 lots, 3 levels each Printed log of QC data with automatic calculation of mean, SD, CV Monthly Levey Jennings plot of QC data, X-B, Bull's moving average, Westgard rules Diagnostic alerts to assist operator Maintenance log Errors log
------------------------	--

Standards	CE IVD 98/79 IEC 61010-1
------------------	-----------------------------

Sample volumes	Direct mode 180 µl Auto sampler 180 µl Sample saver 80 µl
-----------------------	---

Software & Interface

Patient identification	PID 12 digits, name, first name, sex, Date of Birth, comments
-------------------------------	---

Workstation	Microsoft Windows XP® Monitor Keyboard, mouse, lightpen Optional bar code reader Two RS 232 serial ports and one parallel printer port
--------------------	--

Large Storage Capacity	User selectable report format Automatic or manual calibration Selectable units / MKS, SI, SI modified
-------------------------------	---

Patient data storage	100 000 results with scattergrams and histograms
-----------------------------	--

Patient normal range	8 sets, user modified
-----------------------------	-----------------------

Patient action limits	User defined
------------------------------	--------------

Multilanguage capability	
---------------------------------	--

Operating conditions

Temperature	15° C - 32° C
--------------------	---------------

Humidity	10 – 90 %
-----------------	-----------

Voltage	90-250 VAC, 47-63 Hertz
----------------	-------------------------

Dimensions	42 cm x 58 cm x 50 cm (LxWxH)
-------------------	-------------------------------

Weight	32.5 Kg
---------------	---------

